

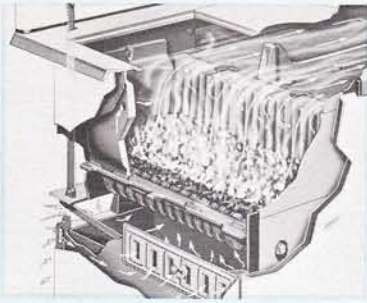


- Model A798F with reservoir
- Model A798F-1 with waterfront less reservoir
- Model A798F-2 without waterfront and reservoir
- Model A798F-3 with waterfront and reservoir

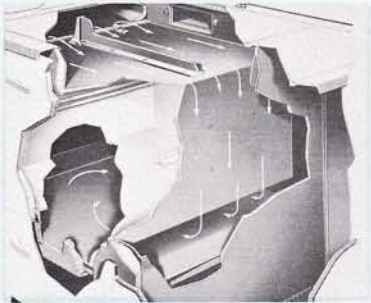
Coal-Wood Ranges

Monarch
SINCE 1896


Monarch COAL-WOOD RANGES



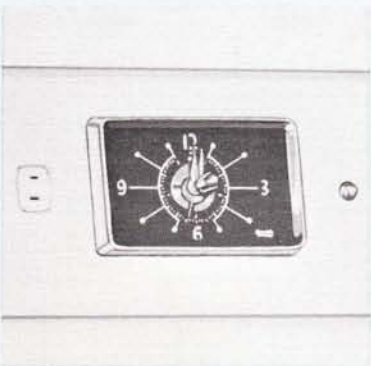
MONARCH'S Exclusive Duplex Draft produces an equal draft through entire length of firebox — assures even fire fuel economy and uniform blanket of heat around oven.



"Vitrified"® Glass Lined Flues... protects all flue surfaces against rust, corrosion and products of combustion where ordinary ranges rust out.



Waterfront in firebox is optional. Provides hot water for homes with a pressure water system.



Accurate Electric Clock is also a 4-hour Interval Notifier. Set from 1 minute to 4 hours... buzzer sounds when time is up. Conveniently located appliance outlet.

- Model A798F with reservoir
- Model A798F-1 with waterfront less reservoir
- Model A798F-2 without waterfront and reservoir
- Model A798F-3 with waterfront and reservoir

MONARCH FEATURES

The MONARCH Coal-Wood Range with modern "up-to-date" look. Ranges of this series are of Deluxe MONARCH Malleable, riveted and welded construction, Titanium (acid resistant) porcelain enamel finish. Balanced design embodies a lower warming drawer and a storage-warming compartment at right end of range. Room heater is incorporated in right storage-warmer compartment. Reservoir or waterfront are optional (order by number — see above).

Other outstanding qualities are: "Vitrified"® Glass-Lined rust-resistant flues; Chrome plated Malleable Iron lids, anchor plates and top frame; aluminized welded oven; concealed clean-out door below oven; dust-tight firebox front; exclusive Duplex Draft control; concealed, positive-catch door handle; inset tow space cabinet base. Electric clock with 4-hour interval notifier, appliance receptacle, concealed 15 watt fluorescent range light and light switch mounted in a modern sanitary mantel; sparkling chrome hardware; firebox equipped with extra heavy, hot blast linings and duplex grates especially designed for coal or wood.

All MONARCH ranges of this series are equipped with two 8" lids and two solid French plates in cooking top. Reservoir Lid is over reservoir section whether reservoir is installed or not.

DIMENSIONS

Overall Length	43"
Overall Height	47"
Overall Depth (including flue)	31"
Cooking Top Height	34"
Oven Width, Depth, Height	19" x 21" x 15"

MONARCH'S POLICY IS ONE OF CONSTANT ADVANCEMENT AND IMPROVEMENT TO BENEFIT THE CONSUMER. THEREFORE, MONARCH RESERVES THE RIGHT TO CHANGE SPECIFICATIONS, MODELS OR PRICES WITHOUT OBLIGATION.

Monarch

RANGE COMPANY
Beaver Dam, Wisconsin 53916

Manufacturers of the Largest and Most Complete Line of Ranges in the U.S.A. . . . MONARCH Ranges are Built Better to Last Longer — Famous Since 1896.